

MATHEMATICS

Grade 2

**English/
Xitsonga**

Learner

Activity

Book

2019 TERM3

Introduction

This resource pack has fifty numbered daily activities for classwork and homework. The activities correspond to the activities in the lesson plans. Answers to the activities can be written in this book.

These resources are bilingual. We hope that presenting the activities in two languages will help learners to learn the maths words in both their home language and in English. This will equip them for lifelong learning of maths.

If learners work systematically through these maths activities, they will cover the whole curriculum. Hopefully these activities will be a fun way to help them acquire this maths knowledge.

Manghenelo

Xikatsa lexi xa switirhisiwa xi ni migingiriko ya siku ni siku ya makumentlhanu leyi nomboriweke ya ntirho wa le tllasini ni ntirhokaya. Migingiriko leyi yi fambisana ni migingiriko leyi nga eka makungu ya tidyondzontsongo. Tidyondzontsongo ta siku ni siku ti fanele ti landzeriwa hi ntirho wa le tllasini ivi ku landzela ntirhokaya. Tinhlamulo ta migingiriko leyi ti nga tsariwa laha bukwin.

Switirhisiwa leswi swi tsariwe hi Xitsonga ni Xinghezi. Ha tshemba leswaku ku tsala migingiriko leyi hi tindzimi timbirhi swi ta pfuna vadyondzi ku dyondza marito ya matematiki hi ririmi ra manana ni hi Xinghezi. Leswi swi ta va hlomisela ku dyondza matematiki ni le nkarhini lowu taka.

Loko vadyondzi vo dyondza hilaha migingiriko leyi yi hleriweke hakona, va nga hlanganisa kharikhulamu hinkwayo. Ha tshemba leswaku migingiriko leyi yi ta va madyondziselo yo tsakisa yo va pfuna ku dyondza vutivi bya matematiki.

Contents

Theme ya 3 Dyondzontsongo ya 1 Ku hlanganisa ko vuyelela	1
Theme ya 3 Dyondzontsongo ya 2 Ku andzisa (1)	4
Theme ya 3 Dyondzontsongo ya 3 Ku andzisa (2)	6
Theme ya 3 Dyondzontsongo ya 4 Swivulwa swa tinomboro swa ku andzisa (1)	8
Theme ya 3 Dyondzontsongo ya 5 Nkatsakanyo	11
Theme ya 3 Dyondzontsongo ya 6 Makambelelo	13
Theme ya 3 Dyondzontsongo ya 7 Swivulwa swa tinomboro swa ku andzisa (2)	14
Theme ya 3 Dyondzontsongo ya 8 Menthele wa 5 (1)	16
Theme ya 3 Dyondzontsongo ya 9 Menthele wa 5 (2)	19
Theme ya 3 Dyondzontsongo ya 10 Nkatsakanyo	21
Theme ya 3 Dyondzontsongo ya 11 Menthele wa 2 (1)	22
Theme ya 3 Dyondzontsongo ya 12 Menthele wa 2 (2)	24
Theme ya 3 Dyondzontsongo ya 13 Makambelelo	26
Theme ya 3 Dyondzontsongo ya 14 Menthele wa 3 (1)	27
Theme ya 3 Dyondzontsongo ya 15 Nkatsakanyo	29
Theme ya 3 Dyondzontsongo ya 16 Menthele wa 3 (2)	31
Theme ya 3 Dyondzontsongo ya 17 Menthele wa 4 (1)	33
Theme ya 3 Dyondzontsongo ya 18 Menthele wa 4 (2)	35
Theme ya 3 Dyondzontsongo ya 19 Makambelelo	37
Theme ya 3 Dyondzontsongo ya 20 Nkatsakanyo	38
Theme ya 3 Dyondzontsongo ya 21 Ku andzisa loku tirhisaka nxaxamelo	42
Theme ya 3 Dyondzontsongo ya 22 Ku tumbuluxa switori swa ku andzisa	44
Theme ya 3 Dyondzontsongo ya 23 Ku andzisa ka swiphiko swa marito (1)	46
Theme ya 3 Dyondzontsongo ya 24 Ku andzisa ka swiphiko swa marito (2)	48
Theme ya 3 Dyondzontsongo ya 25 Nkatsakanyo	49
Theme ya 3 Dyondzontsongo ya 26 Makambelelo	50
Theme ya 3 Dyondzontsongo ya 27 Swiphemu - Hafu	51
Theme ya 3 Dyondzontsongo ya 28 Swiphemu - Kotara	53
Theme ya 3 Dyondzontsongo ya 29 Swiphemu - Vunhungu	54

Theme ya 3 Dyondzontsongo ya 30 Nkatsakanyo	56
Theme ya 3 Dyondzontsongo ya 31 Makambelego	58
Theme ya 3 Dyondzontsongo ya 32 Swivumbeko swa matlhelo ma2 (1)	59
Theme ya 3 Dyondzontsongo ya 33 Swivumbeko swa matlhelo ma2 (2)	62
Theme ya 3 Dyondzontsongo ya 34 Swivumbeko swa matlhelo ma2 (3)	65
Theme ya 3 Dyondzontsongo ya 35 Nkatsakanyo	69
Theme ya 3 Dyondzontsongo ya 36 Swivumbeko swa matlhelo ma2 (4)	71
Theme ya 3 Dyondzontsongo ya 37 Ndzinganiso/maava ya ndzingano (1)	74
Theme ya 3 Dyondzontsongo ya 38 Ndzinganiso/maava ya ndzingano (2)	77
Theme ya 3 Dyondzontsongo ya 39 Makambelego	80
Theme ya 3 Dyondzontsongo ya 40 Nkatsakanyo	81
Theme ya 3 Dyondzontsongo ya 41 Ndzinganiso/maava ya ndzingano (3)	83
Theme ya 3 Dyondzontsongo ya 42 Tipatironi ta xijometiri (1)	86
Theme ya 3 Dyondzontsongo ya 43 Tipatironi ta xijometiri (1)	88
Theme ya 3 Dyondzontsongo ya 44 Makambelego	91
Theme ya 3 Dyondzontsongo ya 45 Nkatsakanyo	92
Theme ya 3 Dyondzontsongo ya 46 Ku vula nkarhi	93
Theme ya 3 Dyondzontsongo ya 47 Tikhalendaro	95
Theme ya 3 Dyondzontsongo ya 48 Nkarhi lowu hundzeke	98
Theme ya 3 Dyondzontsongo ya 49 Makambelego	100
Theme ya 3 Dyondzontsongo ya 50 Nkatsakanyo	101

Term 3 Lesson 1

Theme ya 3 Dyondzontsongo ya 1

Repeated addition

Ku hlanganisa ko vuyelela

CLASSWORK NTIRHO WA LE TLILASINI

Complete the table.

Hetisa tafula.

	What is? ... i?	Repeated Addition Ku hlanganisa ko Vuyelela	Answer Nhlamulo
1	5 groups of 2 5 wa mitlawa ya va2	$2 + 2 + 2 + 2 + 2 =$	10
2	3 groups of 3 mitlawa yi3 ya va3	$3 + 3 + 3 =$	
3	6 groups of 4 6 wa mitlawa ya va4		
4	3 groups of 5 mitlawa yi3 ya va5		
5	10 groups of 2 10 wa mitlawa ya va2		

	What is? ... i?	Repeated Addition Ku hlenganisa ko Vuyelela	Answer Nhlamulo
6	7 groups of 3 7 wa mitlawwa ya va3		
7	6 groups of 5 6 wa mitlawwa ya va5		
8	8 groups of 4 8 wa mitlawwa ya va4		
9	9 groups of 3 9 wa mitlawwa ya va3		
10	10 groups of 5 10 wa mitlawwa ya va5		

HOMEWORK NTIRHOKAYA

Complete the table.

Hetisa tafula.

	What is? ... i?	Repeated Addition Ku hlanganisa ko Vuyelela	Answer Nhlamulo
1	6 groups of 2 6 wa mitlawawa ya va2		
2	7 groups of 3 7 wa mitlawawa ya va3		
3	5 groups of 4 5 wa mitlawawa ya va4		

Term 3 Lesson 2

Theme ya 3 Dyondzontsongo ya 2

Multiplication (I)

Ku andzisa (I)

CLASSWORK NTIRHO WA LE TLILASINI

Complete the table. Write multiplication as repeated addition.

Hetisa tafula .Tsala ku andzisa tanihi ku hlanganisa ko vuyeleda.

	Multiplication Ku andzisa	Repeated Addition Ku hlanganisa ko Vuyeleda
1	$3 \times 2 = 6$	$2 + 2 + 2 = 6$
2	$4 \times 2 = \underline{\quad}$	
3	$3 \times 3 = \underline{\quad}$	
4	$2 \times 5 = \underline{\quad}$	$5 + 5 = \underline{\quad}$
5	$5 \times 3 = \underline{\quad}$	
6	$6 \times 5 = \underline{\quad}$	
7	$9 \times 2 = \underline{\quad}$	
8	$5 \times 4 = \underline{\quad}$	$4 + 4 + 4 + 4 + 4 = \underline{\quad}$

HOMEWORK NTIRHOKAYA

Complete the table. Write multiplication as repeated addition.
Hetisa tafula .Tsala ku andzisa tanihi ku hlanganisa ko vuyelela.

	Multiplication Ku andzisa	Repeated Addition Ku hlanganisa ko Vuyelela
1	$3 \times 5 = \underline{\quad}$	
2	$4 \times 3 = \underline{\quad}$	
3	$8 \times 2 = \underline{\quad}$	

Term 3 Lesson 3

Theme ya 3 Dyondzontsongo ya 3

Multiplication (2)

Ku andzisa (2)

CLASSWORK NTIRHO WA LE TLILASINI

Complete the table. Write multiplication as repeated addition.

Hetisa tafula. Tsala ku andzisa tanihi ku hlanganisa ko vuyelela.

	Multiplication Ku andzisa	Repeated Addition Ku hlanganisa ko Vuyelela
1	$3 \times 3 = \underline{\quad}$	
2	$4 \times 3 = \underline{\quad}$	
3	$6 \times 2 = \underline{\quad}$	
4	$5 \times 5 = \underline{\quad}$	
5	$6 \times 4 = \underline{\quad}$	
6	$7 \times 2 = \underline{\quad}$	
7	$9 \times 3 = \underline{\quad}$	
8	$4 \times 4 = \underline{\quad}$	

HOMEWORK NTIRHOKAYA

Complete the table. Write multiplication as repeated addition.

Hetisa tafula .Tsala ku andzisa tanihi ku hlanganisa ko vuyeleva.

	Multiplication Ku andzisa	Repeated Addition Ku hlanganisa ko Vuyeleva
1	$3 \times 2 = \underline{\quad}$	
2	$4 \times 5 = \underline{\quad}$	
3	$8 \times 3 = \underline{\quad}$	

Term 3 Lesson 4

Theme ya 3 Dyondzontsongo ya 4

Multiplication number sentences (I)

Swivulwa swa tinomboro swa ku andzisa (I)

CLASSWORK NTIRHO WA LE TLILASINI

Complete the table.

Hetisa tafula.

	What is? ... i?	Multiplication Ku andzisa	Repeated Addition Ku hlanganisa ko Vuyelela
1	3 groups of 5 mitlawa yi3 ya va5	$3 \times 5 = \underline{\quad}$	$5 + 5 + 5 = 15$
2	4 groups of 3 4 wa mitlawa ya va3		
3	6 groups of 2 6 wa mitlawa ya va2		
4	5 groups of 5 5 wa mitlawa ya va5		
5	6 groups of 4 6 wa mitlawa ya va4		
6	8 groups of 2 8 wa mitlawa ya va2		

	What is? ... i?	Multiplication Ku andzisa	Repeated Addition Ku hlanganisa ko Vuyelela
7	9 groups of 3 9 wa mitlawwa ya va3		
8	4 groups of 4 4 wa mitlawwa ya va4		

HOMEWORK NTIRHOKAYA

Draw a diagram to calculate the answer.

Dirowa dayagiramu yo khakhuleta nhlamulo.

$$6 \times 3 = \underline{\quad}$$

Term 3 Lesson 5

Theme ya 3 Dyondzontsongo ya 5

Consolidation

Nkatsakanyo

1 Complete the table.

Hetisa tafula.

	Groups Mitlawa	Multiplication Ku andzisa	Repeated Addition Ku hlanganisa ko Vuyelela
a	5 groups of ____ 5 wa mitlawa ya ____	$5 \times 5 = \underline{\quad}$	
b	____ groups of 3 ____ wa mitlawa ya va3	$8 \times 3 = \underline{\quad}$	
c	7 groups of 4 7 wa mitlawa ya va4		

- 2 Draw a diagram to show 4 groups of 3 and write the multiplication number sentence.

Dirowa dayagiramu yo komba 4 wa mitlawa ya va3 kutani u tsala xivulwa xa tinomboro xa ku andzisa.

$$4 \times 3 = \underline{\quad}$$

Term 3 Lesson 6

Theme ya 3 Dyondzontsongo ya 6

Assessment

Makambelelo

Term 3 Lesson 7

Theme ya 3 Dyondzontsongo ya 7

Multiplication number sentences (2)

Swivulwa swa tinomboro swa ku andzisa (2)

CLASSWORK NTIRHO WA LE TLILASINI

Draw a diagram to calculate the answer.

Dirowa dayagiramu yo khakhuleta nhlamulo.

<p>1 What is 4 times 5? 4 a andzisiwa ka 5 i? _____</p>	<p>2 What is 3 times 4? 3 a andzisiwa ka 4 i? _____</p>
<p>3 What is 6 times 3? 6 a andzisiwa ka 3 i? _____</p>	<p>4 What is 8 times 2? 8 a andzisiwa ka 2 i? _____</p>

5 What is 7 times 5?
7 a andzisiwa ka 5 i? _____

6 What is 9 times 4?
9 a andzisiwa ka 4 i? _____

HOMEWORK NTIRHOKAYA

Draw a diagram to calculate the answer.

Dirowa dayagiramu yo khakhuleta nhlamulo.

1 What is 5 times 3?
5 a andzisiwa ka 3 i? _____

2 What is 7 times 2?
7 a andzisiwa ka 2 i? _____

Term 3 Lesson 8

Theme ya 3 Dyondzontsongo ya 8

5 times table (I)

Menthele wa 5 (I)

CLASSWORK NTIRHO WA LE TLILASINI

The Grade 2 class is going to the zoo. Each car can take 5 children. How many children can go to the zoo each time?

Tlilasi ya Giredi ya vu2 yi ya entangeni wa swiharhi. Movha wun'wana na wun'wana wu rhwala 5 wa vana. Xana i vana vangani lava nga ta kota ku yisiwa entangeni wa swiharhi nkarhi wun'wana na wun'wana?

Complete the table.

Hetisa tafula.

	Cars Mimovha	Number sentence Xivulwa xa tinomboro	Answer Nhlamulo
1	1 car Movha wul	$1 \times 5 = 5$	5 children 5 wa vana
2	2 cars Mimovha yi2	$2 \times 5 = 10$	10 children 10 wa vana
3	3 cars Mimovha yi3		

	Cars Mimovha	Number sentence Xivulwa xa tinomboro	Answer Nhlamulo
4	4 cars 4 wa mimovha		
5	5 cars 5 wa mimovha		
6	6 cars 6 wa mimovha		
7	7 cars 7 wa mimovha		
8	8 cars 8 wa mimovha		
9	9 cars 9 wa mimovha		

HOMEWORK NTIRHOKAYA

Complete the number sequences counting in 5s:

Hetisa ku landzelana ka tinomboro u hlayela hi va5:

1 0, 5, 10, _____, 20, _____, _____, 35, 40, _____, 50.

2 50, 45, _____, 35, 30, _____, 20, 15, _____, 5, 0.

Term 3 Lesson 9

Theme ya 3 Dyondzontsongo ya 9

5 times table (2)

Menthele wa 5 (2)

What is the multiplication number sentence?

I mani xivulwa xa nomboro xa ku andzisa?

	Repeated Addition Ku hlanganisa ko Vuyelela	Multiplication Ku andzisa
1	$5 + 5 =$	
2	$5 + 5 + 5 + 5 + 5 + 5 =$	
3	$5 + 5 + 5 + 5 + 5 + 5 + 5 + 5 =$	
4	$5 + 5 + 5 + 5 =$	
5	$5 + 5 + 5 + 5 + 5 =$	
6	$5 + 5 + 5 + 5 + 5 + 5 + 5 =$	
7	$5 + 5 + 5 =$	
8	$5 + 5 + 5 + 5 + 5 + 5 + 5 + 5 + 5 + 5 =$	
9	$5 + 5 + 5 + 5 + 5 + 5 + 5 + 5 + 5 =$	

CLASSWORK NTIRHO WA LE TLILASINI

Complete the table. Write repeated addition as multiplication.

Hetisa tafula. Tsala ku hlanganisa ko vuyelega tanihi ku andzisa.

	Multiplication Ku andzisa	Repeated Addition Ku hlanganisa ko Vuyelega	Answer Nhlamulo
1	6×5	$5 + 5 + 5 + 5 + 5 + 5$	
2	3×5		
3		$5 + 5$	
4	7×5		

HOMEWORK NTIRHOKAYA

Complete the table. Write repeated addition as multiplication.

Hetisa tafula. Tsala ku hlanganisa ko vuyelega tanihi ku andzisa.

	Multiplication Ku andzisa	Repeated Addition Ku hlanganisa ko Vuyelega	Answer Nhlamulo
1	2×5	$5 + 5$	
2	5×5		
3		$5 + 5 + 5 + 5$	
4	8×5		

Term 3 Lesson 10

Theme ya 3 Dyondzontsongo ya 10

Consolidation

Nkatsakanyo

1 Complete the table. Write repeated addition as multiplication.

Hetisa tafula. Tsala ku hlanganisa ko vuyelela tanihi ku andzisa.

	Multiplication Ku andzisa	Repeated Addition Ku hlanganisa ko Vuyelela	Answer Nhlamulo
a	2×5	$5 + 5$	
b	3×5		
c		$5 + 5 + 5 + 5$	
d	5×5		
e		$5 + 5 + 5 + 5 + 5 + 5$	
f	7×5		
g		$5 + 5 + 5 + 5 + 5 + 5 + 5 + 5$	40
h		$5 + 5 + 5 + 5 + 5 + 5 + 5 + 5 + 5$	45

2 Play the 5 times table card game. Your teacher will explain the rules.

Tlangani mitlango ya makhadi ya menthele wa 5. Mudyondzisi u ta mi hlamusela milawu.

Term 3 Lesson 11

Theme ya 3 Dyondzontsongo ya 11

2 times table (1)

Menthele wa 2 (1)

CLASSWORK NTIRHO WA LE TLILASINI

The Grade 2 class sits on benches. 2 children can sit on each bench. How many children each time?

Tlilasi ya Giredi ya vu2 yi tshama emabenceni. Bence harin'we ri tshamisisa vana vambirhi. Xana ri nga tshamisisa vana vangani nkarhi wun'wana na wun'wana?

Complete the table.

Hetisa tafula.

	Benches Mabence	Number sentence Xivulwa xa tinomboro	Answer Nhlamulo
1	1 bench Bence ril	$1 \times 2 = 2$	2 children vana va2
2	2 benches Mabence ma2	$2 \times 2 = 4$	4 children 4 wa vana
3	3 benches Mabence ma3		
4	4 benches 4 wa mabence		
5	5 benches 5 wa mabence		
6	6 benches 6 wa mabence		
7	7 benches 7 wa mabence		

	Benches Mabence	Number sentence Xivulwa xa tinomboro	Answer Nhlamulo
8	8 benches 8 wa mabence		
9	9 benches 9 wa mabence		

HOMEWORK NTIRHOKAYA

If there are 6 children, how many feet are there altogether?

Loko ku ri na vana va 6, xana yingani mikondzo ya vona hinkwavo? _____

Draw a picture of the children showing the number of feet.

Dirowa xifaniso xa vana u kombisa nhlayo ya mikondzo.

Term 3 Lesson 12

Theme ya 3 Dyondzontsongo ya 12

2 times table (2)

Menthele wa 2 (2)

What is the multiplication number sentence?

I mani xivulwa xa nomboro xa ku andzisa?

	Repeated Addition Ku hlanganisa ko Vuyelela	Multiplication Ku andzisa
1	$2 + 2 + 2 =$	
2	$2 + 2 + 2 + 2 + 2 =$	
3	$2 + 2 + 2 + 2 + 2 + 2 + 2 =$	
4	$2 + 2 + 2 + 2 =$	
5	$2 + 2 + 2 + 2 + 2 + 2 + 2 + 2 + 2 + 2 =$	
6	$2 + 2 =$	
7	$2 + 2 + 2 + 2 + 2 + 2 =$	
8	$2 + 2 + 2 + 2 + 2 + 2 + 2 + 2 =$	
9	$2 + 2 + 2 + 2 + 2 + 2 + 2 + 2 + 2 =$	

CLASSWORK NTIRHO WA LE TLILASINI

Complete the table. Write repeated addition as multiplication.

Hetisa tafula. Tsala ku hlanganisa ko vuyeleda tanihi ku andzisa.

	Multiplication Ku andzisa	Repeated Addition Ku hlanganisa ko Vuyeleda	Answer Nhlamulo
1	6×2	$2 + 2 + 2 + 2 + 2 + 2$	
2	3×2		
3		$2 + 2 + 2 + 2 + 2 + 2 + 2 + 2 + 2$	
4	5×2		

HOMEWORK NTIRHOKAYA

Complete the table. Write repeated addition as multiplication.

Hetisa tafula. Tsala ku hlanganisa ko vuyeleda tanihi ku andzisa.

	Multiplication Ku andzisa	Repeated Addition Ku hlanganisa ko Vuyeleda	Answer Nhlamulo
1	4×2	$2 + 2 + 2 + 2$	
2	7×2		
3		$2 + 2 + 2 + 2 + 2 + 2 + 2 + 2$	
4	10×2		

Term 3 Lesson 13

Theme ya 3 Dyondzontsongo ya 13

Assessment

Makambelelo

Term 3 Lesson 14

Theme ya 3 Dyondzontsongo ya 14

3 times table (I)

Menthele wa 3 (I)

CLASSWORK NTIRHO WA LE TLILASINI

The Grade 2 class sits in groups. There are 3 children in each group. How many children each time?

Tlilasi ya Giredi ya vu2 yi tshama hi mitlawa. Ntlawa hawun'we wu na vana va3. Xana nkarhi wun'wana na wun'wana ku va na vana vangani?

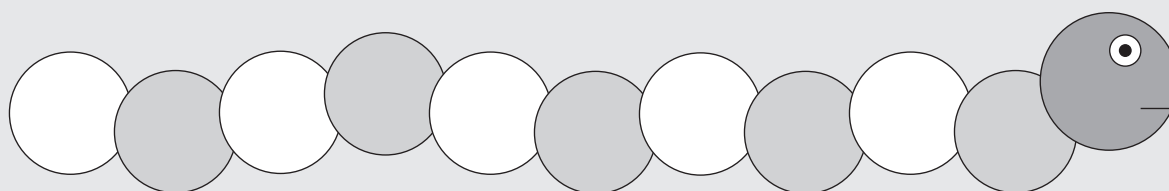
Complete the table.

Hetisa tafula.

	Groups Mitlawa	Number sentence Xivulwa xa tinomboro	Answer Nhlamulo
1	1 group ntlawa wul	$1 \times 3 = 3$	3 children vana va3
2	2 groups mitlawa yi2	$2 \times 3 = 6$	6 children 6 wa vana
3	3 groups mitlawa yi3		
4	4 groups 4 wa mitlawa		
5	5 groups 5 wa mitlawa		
6	6 groups 6 wa mitlawa		

	Groups Mitlawa	Number sentence Xivulwa xa tinomboro	Answer Nhlamulo
7	7 groups 7 wa mitlawa		
8	8 groups 8 wa mitlawa		
9	9 groups 9 wa mitlawa		

HOMEWORK NTIRHOKAYA



Count in 3s starting from 0 and ending at 27.

Hlayela hi va3 u sungula eka 0 u hetelela eka 27.

Write your numbers inside the circles of the worm's body.

Tsala nomboro ya wena endzeni ka swirhendzevutana swa miri wa xivungu.

Term 3 Lesson 15

Theme ya 3 Dyondzontsongo ya 15

Consolidation

Nkatsakanyo

- 1 Complete the table. Write repeated addition as multiplication.

Hetisa tafula. Tsala ku hlanganisa ko vuyelela tanihi ku andzisa.

	Multiplication Ku andzisa	Repeated Addition Ku hlanganisa ko Vuyelela	Answer Nhlamulo
a	2×3	$3 + 3$	
b	3×2		
c		$2 + 2 + 2 + 2$	
d	5×3		
e		$3 + 3 + 3 + 3 + 3 + 3$	
f	7×2		
g		$3 + 3 + 3 + 3 + 3 + 3 + 3 + 3$	24
h		$2 + 2 + 2 + 2 + 2 + 2 + 2 + 2 + 2$	18

- 2 Arrange these numbers from the biggest to the smallest:

Landzelanisa tinomboro leti kusuka eka leyikulu swinene kufika eka leyitsongo swinene:

21, 12, 18, 24, 15.

-
- 3 Play the 2 times table card game. Your teacher will explain the rules.

Tlangani mitlango ya makhadi ya menthele wa2. Mudyondzisi u ta mi hlamusela milawu.

Term 3 Lesson 16

Theme ya 3 Dyondzontsongo ya 16

3 times table (2)

Menthele wa 3 (2)

What is the multiplication number sentence?

I mani xivulwa xa nomboro xa ku andzisa?

	Repeated Addition Ku hlanganisa ko Vuyelela	Multiplication Ku andzisa
1	$3 + 3 =$	
2	$3 + 3 + 3 + 3 + 3 + 3 =$	
3	$3 + 3 + 3 + 3 + 3 + 3 + 3 + 3 =$	
4	$3 + 3 + 3 + 3 =$	
5	$3 + 3 + 3 + 3 + 3 =$	
6	$3 + 3 + 3 + 3 + 3 + 3 + 3 =$	
7	$3 + 3 + 3 =$	
8	$3 + 3 + 3 + 3 + 3 + 3 + 3 + 3 + 3 + 3 =$	
9	$3 + 3 + 3 + 3 + 3 + 3 + 3 + 3 + 3 =$	

CLASSWORK NTIRHO WA LE TLILASINI

Complete the table. Write repeated addition as multiplication.

Hetisa tafula. Tsala ku hlanganisa ko vuyelela tanihi ku andzisa.

	Multiplication Ku andzisa	Repeated Addition Ku hlanganisa ko Vuyelela	Answer Nhlamulo
1	3×3	$3 + 3 + 3$	
2	5×3		
3		$3 + 3 + 3 + 3 + 3 + 3 + 3 + 3$	
4	10×3		

HOMEWORK NTIRHOKAYA

Complete the table. Write repeated addition as multiplication.

Hetisa tafula. Tsala ku hlanganisa ko vuyelela tanihi ku andzisa.

	Multiplication Ku andzisa	Repeated Addition Ku hlanganisa ko Vuyelela	Answer Nhlamulo
1	4×3	$3 + 3 + 3 + 3$	
2	6×3		
3		$3 + 3 + 3 + 3 + 3 + 3 + 3 + 3 + 3$	
4	7×3		

Term 3 Lesson 17

Theme ya 3 Dyondzontsongo ya 17

4 times table (I)

Menthele wa 4 (I)

CLASSWORK NTIRHO WA LE TLILASINI

The Grade 2 class sits in groups. There are 4 children in each group. How many children each time?

Tlilasi ya Giredi ya vu2 yi tshama hi mitlawa. Ntlawa hawun'we wu na vana va4. Xana nkarhi wun'wana na wun'wana ku va na vana vangani?

Complete the table.

Hetisa tafula.

	Groups Mitlawa	Number sentence Xivulwa xa tinomboro	Answer Nhlamulo
1	1 group ntlawa wul	$1 \times 4 = 4$	4 children 4 wa vana
2	2 groups mitlawa yi2	$2 \times 4 = 8$	8 children 8 wa vana
3	3 groups mitlawa yi3		
4	4 groups 4 wa mitlawa		
5	5 groups 5 wa mitlawa		
6	6 groups 6 wa mitlawa		

	Groups Mitlawa	Number sentence Xivulwa xa tinomboro	Answer Nhlamulo
7	7 groups 7 wa mitlawa		
8	8 groups 8 wa mitlawa		
9	9 groups 9 wa mitlawa		

HOMEWORK NTIRHOKAYA

Complete the table. Write repeated addition as multiplication.
Hetisa tafula. Tsala ku hlanganisa ko vuyelela tanihi ku andzisa.

	Multiplication Ku andzisa	Repeated Addition Ku hlanganisa ko Vuyelela	Answer Nhlamulo
1	2×4	$4 + 4$	
2	4×4		
3		$4 + 4 + 4 + 4 + 4$	
4	6×4		
5		$4 + 4 + 4 + 4 + 4 + 4 + 4 + 4$	

Term 3 Lesson 18

Theme ya 3 Dyondzontsongo ya 18

4 times table (2)

Menthele wa 4 (2)

What is the multiplication number sentence?

I mani xivulwa xa nomboro xa ku andzisa?

	Repeated Addition Ku hlanganisa ko Vuyelela	Multiplication Ku andzisa
1	$4 + 4 =$	
2	$4 + 4 + 4 + 4 + 4 + 4 =$	
3	$4 + 4 + 4 + 4 + 4 + 4 + 4 + 4 =$	
4	$4 + 4 + 4 + 4 =$	
5	$4 + 4 + 4 + 4 + 4 =$	
6	$4 + 4 + 4 + 4 + 4 + 4 + 4 =$	
7	$4 + 4 + 4 =$	
8	$4 + 4 + 4 + 4 + 4 + 4 + 4 + 4 + 4 + 4 =$	
9	$4 + 4 + 4 + 4 + 4 + 4 + 4 + 4 + 4 =$	

CLASSWORK NTIRHO WA LE TLILASINI

Complete the table. Write repeated addition as multiplication.

Hetisa tafula. Tsala ku hlanganisa ko vuyelega tanihi ku andzisa.

	Multiplication Ku andzisa	Repeated Addition Ku hlanganisa ko Vuyelega	Answer Nhlamulo
1	4×4	$4 + 4 + 4 + 4$	
2	6×4		
3		$4 + 4 + 4 + 4 + 4$	
4	8×4		

HOMEWORK NTIRHOKAYA

Complete the table. Write repeated addition as multiplication.

Hetisa tafula. Tsala ku hlanganisa ko vuyelega tanihi ku andzisa.

	Multiplication Ku andzisa	Repeated Addition Ku hlanganisa ko Vuyelega	Answer Nhlamulo
1	3×4	$4 + 4 + 4$	
2	7×4		
3		$4 + 4 + 4 + 4 + 4 + 4 + 4 + 4 + 4$ $+ 4$	
4	10×4		

Term 3 Lesson 19

Theme ya 3 Dyondzontsongo ya 19

Assessment

Makambelelo

Term 3 Lesson 20

Theme ya 3 Dyondzontsongo ya 20

Consolidation

Nkatsakanyo

1 Complete the table.

Hetisa tafula.

	1		3	4		6	7	8	9
$\times 4$		8			20				

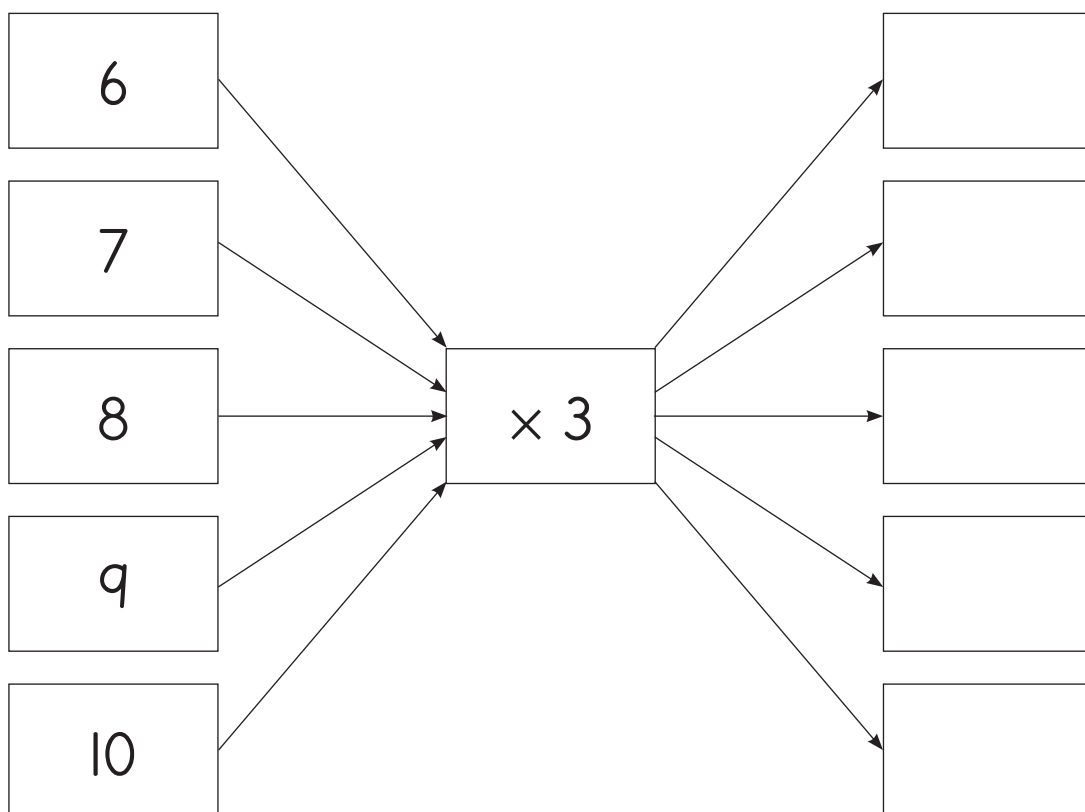
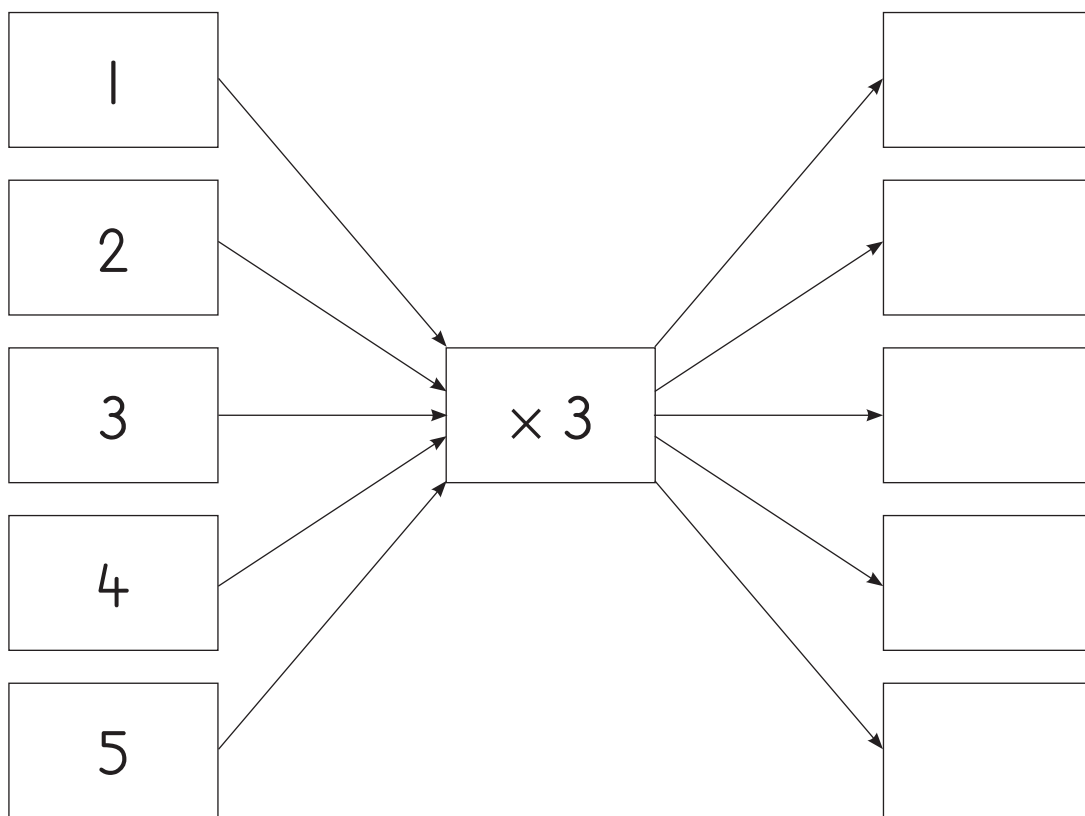
2 Complete the table.

Hetisa tafula.

	1		3	4		6	7	8	9
$\times 3$		6			15				

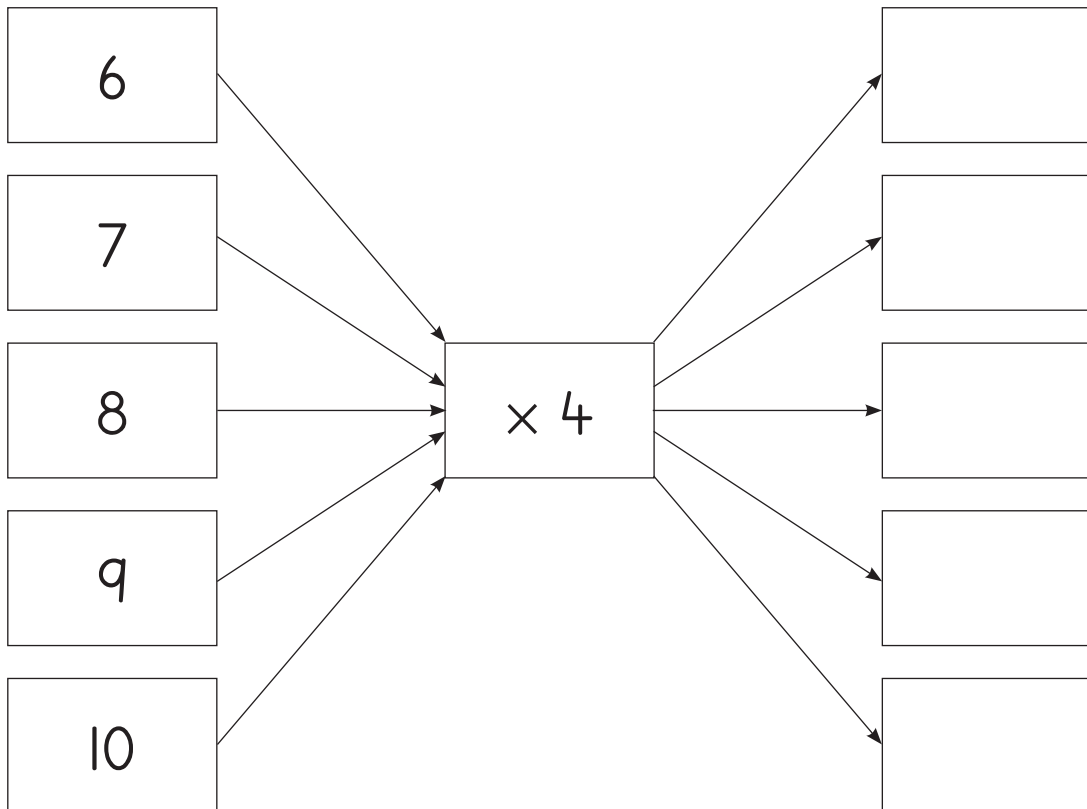
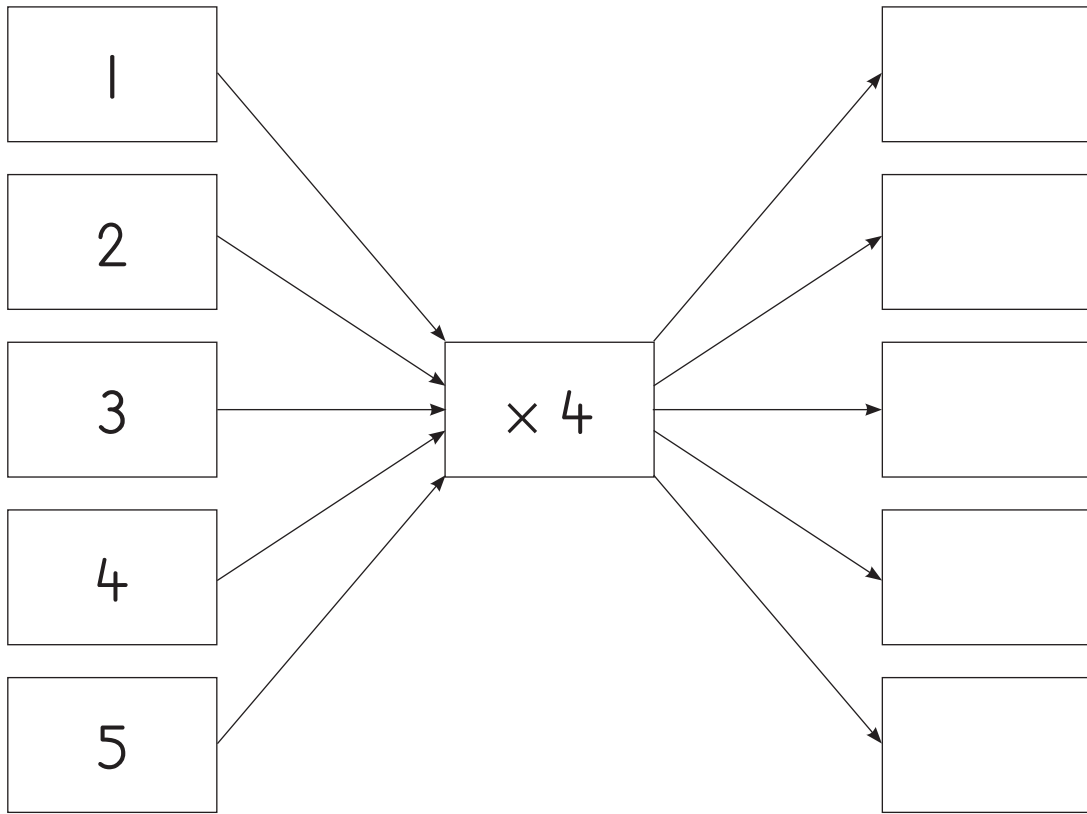
3 Complete.

Hetisa.



4 Complete.

Hetisa.



- 5 Play the 3 and 4 times table card games. Your teacher will explain the rules.
Tlangani mitlango ya makhadi ya menthele wa 3 na 4. Mudyondzisi u ta mi hlamusela milawu.

Term 3 Lesson 21

Theme ya 3 Dyondzontsongo ya 21

Multiplication using arrays

Ku andzisa loku tirhisaka nxaxamelo

CLASSWORK NTIRHO WA LE TLILASINI

1 Mangoes are R5 each. Thompho buys 3 mangoes. How much does she pay?

Mango wun'we i R5. Thompho u xava mimango yi3. Xana u ta hakela mali muni?

a Number sentence:

Xivulwa xa tinomboro: _____.

b She pays R_____.

U hakela R _____.

2 I have 4 packets of sweets. There are 2 sweets in each packet. How many sweets do I have?

Ndzi na maphakithi ya 4 ya malekere. Ku na malekere ma2 ephakithini. Xana ndzi na malekere mangani?

a Number sentence:

Xivulwa xa tinomboro: _____.

b You have _____ sweets.

U na _____ wa malekere.

HOMEWORK NTIRHOKAYA

Complete the table.

Hetisa tafula.

		Reverse the factors Tihentlhiswivumbi
1	$4 \times 3 = 12$	$3 \times 4 = 12$
2	$5 \times 2 = 10$	
3	$3 \times 2 = 6$	
4	$4 \times 1 = 4$	
5	$3 \times 5 = 15$	

Term 3 Lesson 22

Theme ya 3 Dyondzontsongo ya 22

Creating multiplication stories

Ku tumbuluxa switori swa ku andzisa

CLASSWORK NTIRHO WA LE TLILASINI

- 1 Learners arrange the multiplication cards in order for the following times tables:

Vadyondzi va veketela makhadi ya matafula lawa ya menthele hi nxaxamelo:

a $\times 2$

b $\times 3$

c $\times 4$

d $\times 5$

- 2 Play the 2 to 5 multiplication card game. Your teacher will explain the rules.

Tlangani ntlango wa makhadi wa ku andzisa ka 2 kufikela eka 5. Mudyondzisi u ta mi hlamusela milawu.

HOMEWORK NTIRHOKAYA

	What is ... ? ... i?	Answer Nhlamulo
a	$5 \times 2 =$	
b	$3 \times 3 =$	
c	$5 \times 4 =$	
d	$1 \times 5 =$	
e	$2 \times 4 =$	

Term 3 Lesson 23

Theme ya 3 Dyondzontsongo ya 23

Multiplication word problems (I)

Ku andzisa ka swiphiqo swa marito (I)

	1	2	3	4	5
1	1	2			
2	2	4			
3	3	6			
4	4	8			
5	5	10			
6	6	12			
7	7	14			
8	8	16			
9	9	18			
10	10	20			

CLASSWORK NTIRHO WA LE TLILASINI

Play the 2 to 5 multiplication card game. Your teacher will explain the rules.

Tlangani ntlango wa makhadi wa ku andzisa ka 2 kufika eka 5. Mudyondzisi u ta mi hlamusela milawu.

HOMEWORK NTIRHOKAYA

Complete the following table.

Hetisa tafula leri landzelaka.

	1	2	3	4	5	6	7	8	9
$\times 4$									

Term 3 Lesson 24

Theme ya 3 Dyondzontsongo ya 24

Multiplication word problems (2)

Ku andzisa ka swiphiqo swa marito (2)

CLASSWORK NTIRHO WA LE TLILASINI

Play the 2 to 5 multiplication card game. Your teacher will explain the rules.

Tlangani ntlango wa makhadi wa ku andzisa ka 2 kufika eka 5. Mudyondzisi u ta mi hlamusela milawu.

HOMEWORK NTIRHOKAYA

	What is ... ? ... i?	Answer Nhlamulo
a	$5 \times 4 =$	
b	$3 \times 5 =$	
c	$5 \times 2 =$	
d	$7 \times 4 =$	
e	$6 \times 3 =$	

Term 3 Lesson 25

Theme ya 3 Dyondzontsongo ya 25

Consolidation

Nkatsakanyo

- 1 There are 5 groups of children. There are 3 children in each group. How many children are there altogether?

Ku na mitlawa ya 5 ya vana. Ntlawa wun'wana na wun'wana wu na vana va3. Xana vana hinkwavo i vangani?

- 2 Calculate using the multiplication tables.

Khakhuleta u tirhisa matafula ya ku andzisa.

a $9 \times 2 =$ _____

b $8 \times 3 =$ _____

c $8 \times 2 =$ _____

d $7 \times 4 =$ _____

e $7 \times 2 =$ _____

f $9 \times 4 =$ _____

g $7 \times 5 =$ _____

h $7 \times 3 =$ _____

i $9 \times 3 =$ _____

j $6 \times 4 =$ _____

Term 3 Lesson 26

Theme ya 3 Dyondzontsongo ya 26

Assessment


Makambelelo

Term 3 Lesson 27



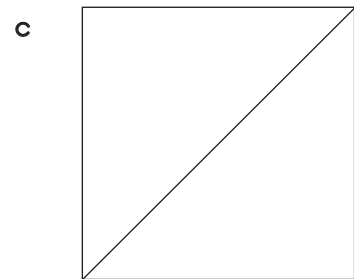


Theme ya 3 Dyondzontsongo ya 27

Fractions - Half

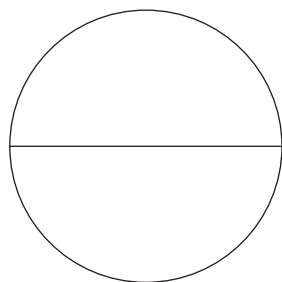
Swiphemu - Hafu



CLASSWORK NTIRHO WA LE TLILASINI

1 Shade in $\frac{1}{2}$ of each shape.Khalara $\frac{1}{2}$ ya xivumbeko xin'wana na xin'wana.

f



- 2 Serebolo and Mbali share 1 chocolate bar so they each get the same amount. Mbali says that they must each get one half. Is she correct? Draw a picture to show your answer.

Serebolo na Mbali va phemelana chokoletu yil hi ku ringana. Mbali u vula leswaku un'wana na un'wana wa vona u fanele a kuma hafu. Xana hi swona? Dirowa xifaniso ku komba nhlamulo ya wena.

HOMEWORK NTIRHOKAYA

Draw a picture of a round cake. Share the cake equally between you and your friend Ntombi.

Dirowa xifaniso xa khekhe ra xirhendzevutana. Phemelanani khekhe ro ringana wena na munghana wa wena Ntombi.

Term 3 Lesson 28

Theme ya 3 Dyondzontsongo ya 28


Fractions - Quarter

Swiphemu - Kotara


CLASSWORK NTIRHO WA LE TLILASINI

Shade $\frac{1}{4}$ of each shape.Dzwihata $\frac{1}{4}$ ya xivumbeko xin'wana na xin'wana.

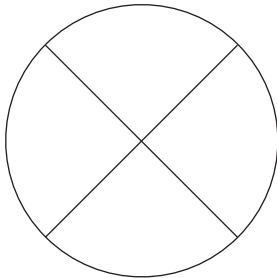
a



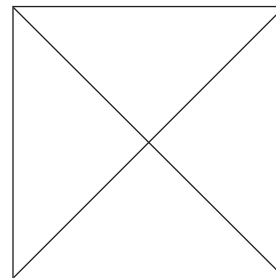
b



c



d



HOMEWORK NTIRHOKAYA

I cut an apple into quarters. How many children can get the same size piece of the apple?

Ndzi tsema apula ri va tikotara. Xana i vana vanghani va nga kumaka swiphemu swo ringana swa apula?

Term 3 Lesson 29

Theme ya 3 Dyondzontsongo ya 29


Fractions - Eighth

Swiphemu - Swa nhungu

CLASSWORK NTIRHO WA LE TLILASINI


- 1 Divide the rectangle into halves. Shade in $\frac{1}{2}$.

Ava rhekuthengula hi tihafu. Dzwihata $\frac{1}{2}$.




- 2 Divide the rectangle into quarters. Shade in $\frac{1}{4}$.

Ava rhekuthengula hi tikotara. Dzwihata $\frac{1}{4}$.




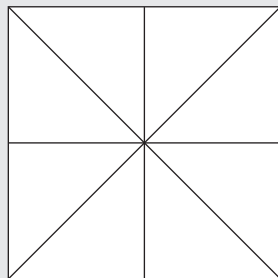
- 3 Divide a rectangle into eighths. Shade in $\frac{1}{8}$.

Ava rhekuthengula ka nhungu. Dzwihata $\frac{1}{8}$.



HOMEWORK NTIRHOKAYA

Shade in $\frac{1}{8}$ of each square.
Dzwihata $\frac{1}{8}$ ya xikwere xin'wana na xin'wana.

a**b****c**


Term 3 Lesson 30

Theme ya 3 Dyondzontsongo ya 30

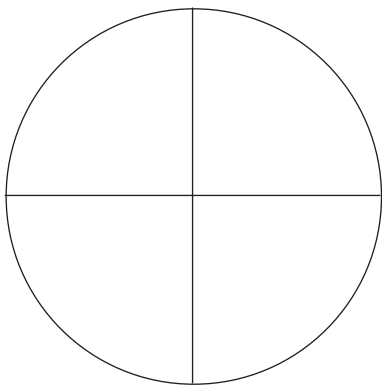
Consolidation

Nkatsakanyo

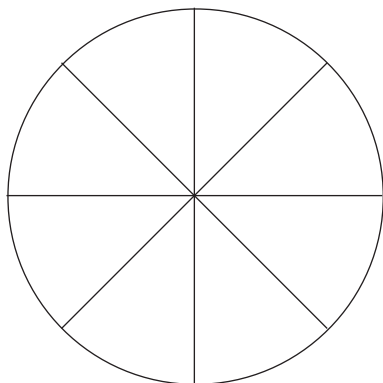
- 1 Shade in $\frac{1}{2}$ of the circle.
Dzwihata $\frac{1}{2}$ ya xirhendzevutana.



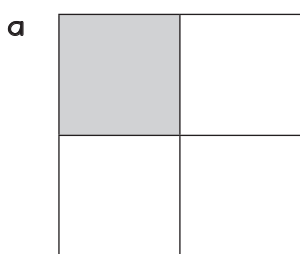
- 2 Shade in $\frac{1}{4}$ of the circle.
Dzwihata $\frac{1}{4}$ ya xirhendzevutana.

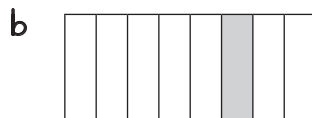


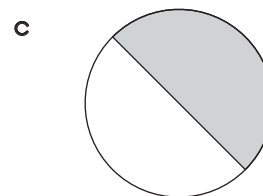
- 3 Shade in $\frac{1}{8}$ of the circle.
 Dzwihata $\frac{1}{8}$ ya xirhendzevutana.



- 4 What fraction of the shape is shaded?
 Xana xiphemu xa xivumbeko lexi khalariaiweke i yini?







Term 3 Lesson 3I

Theme ya 3 Dyondzontsongo ya 3I

Assessment


Makambelelo

Term 3 Lesson 32

Theme ya 3 Dyondzontsongo ya 32

2-D shapes (I)

Swivumbeko swa matlhelo ma2 (I)



CLASSWORK NTIRHO WA LE TLILASINI

- 1 Draw a square in two different positions.
Dirowa xikwere hi swiyimo swimbirhi swo hambana.

- 2 Draw a triangle in two different positions.
Dirowa rhekuthengula hi swiyimo swimbirhi swo hambana.


- 3 Draw a picture using different shapes. Count how many triangles, squares and rectangles were used in the picture.
Dirowa xifaniso u tirhisa swivumbeko swo hambana. Hlayela leswaku ku tirhisiwe tinhlantarhu, swikwere na tirhekuthengula tingani exifanisweni.

- 4 Colour your picture using the colours red, blue, yellow and green.
Khalara xifaniso xa wena u tirhisa mihlovo wo tshwuka, wa wasi, wa xitshopana na wa rihlaza.

HOMEWORK NTIRHOKAYA

1 Count the shapes in the drawing:

Hlayela swivumbeko swa nchumu lowu nga dirowiwa.:



a Triangles

Tinhlanharhu _____.

b Squares

Swikwere _____.

c Rectangles

Tirhekuthengula _____.

d Circles

Swirhendzevutana _____.

2 If you change the position of a shape does the shape change?

Loko u cinca xiyimo xa xivumbeko, xana xivumbeko xa xinca? _____

Term 3 Lesson 33

Theme ya 3 Dyondzontsongo ya 33

2-D shapes (2)

Swivumbeko swa matlhelo ma2 (2)

CLASSWORK NTIRHO WA LE TLILASINI

1 Draw and name two shapes with straight sides.

Dirowa swivumbeko swimbirhi leswi nga na matlhelo yo ololoka u tsala na mavito ya swona.

2 Draw and name a shape with round sides.

Dirowa xivumbeko lexi nga na matlhelo yo rhendzeleka u tsala na vito ra xona.

- 3 Use all the shapes you know of with straight sides to draw your own picture.

Tirhisa swivumbeko hinkwaswo leswi u swi tivaka swa matlhelo yo ololoka, u dirowa xifaniso lexi u xi ehleketaka.

- 4 Use all the shapes you know of with round sides to draw your own picture.

Tirhisa swivumbeko hinkwaswo leswi u swi tivaka swa matlhelo yo rhendzeleka, u dirowa xifaniso lexi u xi ehleketaka.

- 5 Choose one shape with straight sides and one shape with round sides to make your own pattern.

Hlawula xivumbeko xin'we lexi nga na matlhelo yo ololoka na xivumbeko xin'we lexi nga na matlhelo yo rhendzeleka u endla patironi leyi u yi ehleketaka.

HOMEWORK NTIRHOKAYA

Design a car using the following shapes: 2 circles, 2 rectangles, 3 squares and 2 triangles.


Endla movha u tirhisa swivumbeko leswi landzelaka: swirhendzevutana swi2, tirhekuthengula ti2, swikwere swi3 na tinlanharhu ti2.

Term 3 Lesson 34

Theme ya 3 Dyondzontsongo ya 34

2-D shapes (3)

Swivumbeko swa matlhelo ma2 (3)



CLASSWORK NTIRHO WA LE TLILASINI

- 1 Find the following words in the word search and colour each word in a different colour:

Kuma marito lama landzelaka eka xilavamarito ivi u khalara rito rin'wana na rin'wana hi muhlovo wo hambana:

circle, triangle, square, rectangle.

i	i	t	h	a	p	m	l	y	Z
d	e	r	t	r	i	r	g	z	M
u	t	i	v	e	i	a	t	b	p
l	n	a	a	c	i	r	c	l	e
f	k	n	x	t	i	z	t	q	s
g	d	g	z	a	w	d	k	l	q
y	d	l	n	n	p	j	f	d	u
f	y	e	e	g	a	c	t	q	a
c	i	r	c	l	e	r		c	r
e	a	j	a	e	a	j	r	l	e

- 2 Draw and label the shapes that you have identified in the word search.
Dirowa swifaniso leswi u swi kumeke eka xilavamarito kutani u swi tsala mavito.
- 3 What is the difference between a square and a triangle?
Hi kwihhi ku hambana eka xikwere na yinhlharhu?
- 4 What is the difference between a circle and a square?
Hi kwihhi ku hambana eka xirhendzevutana na xikwere?
- 5 Draw three squares of different size, from smallest to biggest.
Dirowa swikwere swinharhu swa tisayizi to hambana, kusuka eka lexitsongo swinene kufika eka lexikulu swinene.

- 6 Draw three circles of different size, from smallest to biggest.

Dirowa swirhendzevutana swinharhu swa tisayizi to hambana, kusuka eka lexitsongo swinene kufika eka lexikulu swinene.

HOMEWORK NTIRHOKAYA

- 1 Draw three triangles of different size, from smallest to biggest.

Dirowa tinlhanharhu tinharhu ta tisayizi to hambana, kusuka eka leyitsongo swinene kufika eka leyikulu swinene.

- 2 Draw three rectangles of different size, from smallest to biggest.

Dirowa tirhekuthengula tinharhu ta tisayizi to hambana, kusuka eka leyitsongo swinene kufika eka leyikulu swinene.

Term 3 Lesson 35


Theme ya 3 Dyondzontsongo ya 35

Consolidation

Nkatsakanyo

- 1 Colour the squares red, the triangles green, the circles blue and the rectangles yellow.

Khalara swikwere hi muhlovo wo tshwuka, tinhlantarhu hi muhlovo wa rihlaza, swirhendzevutana hi muhlovo wa wasi na tirhekuthengula hi muhlovo wa xitshopana.



- 2 How many triangles are there?
Xana ku na tinhlantarhu tingani? _____

3 How many circles are there?

Xana ku na swirhendzevutana swingani? _____

4 How many rectangles are there?

Xana ku na tirhekuthengula tingani? _____

5 How many squares are there?

Xana ku na swikwere swingani? _____

6 Write on each shape whether the sides are round or straight.

Tsala eka xivumbeko xin'wana na xin'wana u vula leswaku matlhelo ya xona i yo rhendzeleka kumbe yo ololoka.

Term 3 Lesson 36

Theme ya 3 Dyondzontsongo ya 36

2-D shapes (4)

Swivumbeko swa matlhelo ma2 (4)

CLASSWORK NTIRHO WA LE TLILASINI

- 1 Draw a house using the following shapes:
Dirowa yindlu u tirhisa swivumbeko leswi landzelaka:
 - a 2 circles/swirhendzevutana
 - b 4 rectangles/tirhekuthengula
 - c 1 triangle/yinlanharhu
 - d 2 squares/swikwere

2 Colour the shapes in the house in the following way:

Khalara swivumbeko leswi nga eka yindlu hi mukhuva lowu landzelaka:

a One red circle

Xirhendzevutana xin'we xo tshwuka

b One green rectangle

Rhekuthengula yin'we ya rihlaza

c One yellow triangle

Yinlanharhu yin'we ya xitshopana

d One blue square

Xikwere xin'we xa wasi

HOMEWORK NTIRHOKAYA

- 1 Draw a picture using different shapes and colour it in any way you choose.

Dirowa xifaniso u tirhisa swivumbeko swo hambana kutani u xi khalara hi ndlela leyi laviwaka hi wena.

- 2 Write about how you coloured your shapes.


Tsala u hlamusela ndlela leyi u khalareke swifaniso swa wena hayona.

Term 3 Lesson 37

Theme ya 3 Dyondzontsongo ya 37

Symmetry (I)



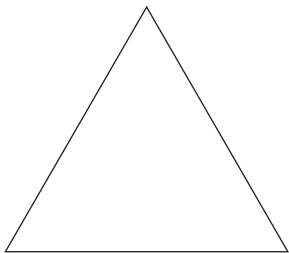
Ndzinganiso/maava ya ndzingano (I)



CLASSWORK NTIRHO WA LE TLILASINI

I Draw lines of symmetry on the following shapes.

Dirowa mindzhati ya ndzinganiso eka swivumbeko leswi landzelaka.



- 2 Draw the lines of symmetry in these butterflies.

Dirowa mindzhati ya ndzinganiso eka maphaphatana lawa.



- 3 Draw a circle.

Dirowa xirhendzevutana.

How many lines of symmetry can you draw on a circle? _____

Xana u nga dirowa mindzhati yingani ya ndzinganiso eka xirhendzevutana?

- 4 Draw a face.



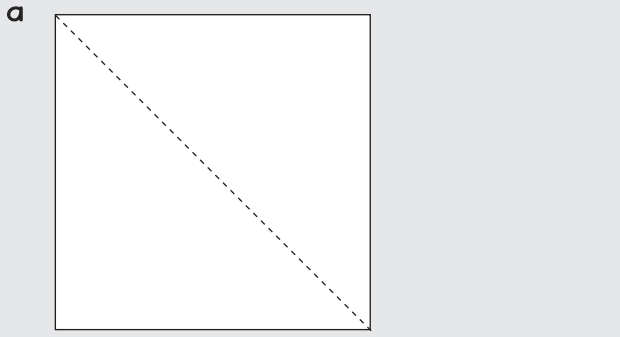
Dirowa xikandza.

How many lines of symmetry can you draw on a face? _____

Xana u nga dirowa mindzhati yingani ya ndzinganiso eka xikandza?

HOMEWORK NTIRHOKAYA

Do the drawings below show a line of symmetry? Answer yes or no each time.
Xana swidirowiwa leswi nga laha hansi swi na wona ndzhati wa ndzinganiso?
Hlamula hi ina kumbe e-e kun'wana na kun'wana.


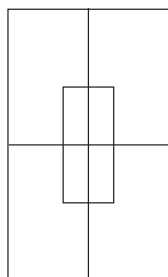
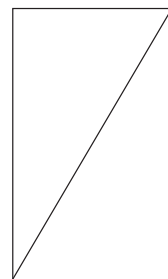

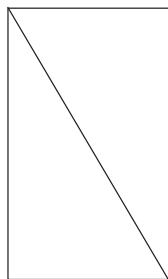

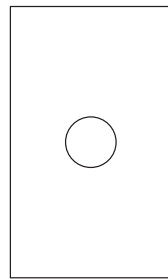
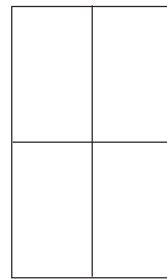
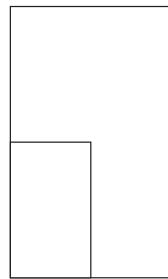

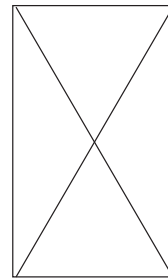
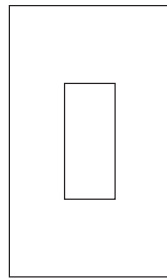
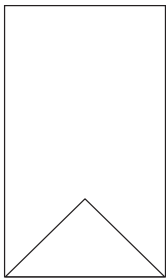


Term 3 Lesson 38

Theme ya 3 Dyondzontsongo ya 38

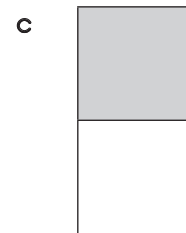


Symmetry (2)

Ndzinganiso/maava ya ndzingano (2)




CLASSWORK NTIRHO WA LE TLILASINI

- 1 How many lines of symmetry can you draw in these shapes? Draw them.
 Xana u nga dirowa mindzhati yingani ya ndzinganiso eka swivumbeko leswi?
 Yi dirowe.




- 2 Use the grid to make a symmetrical design.
 Tirhisa giridi ku endla nchumu lowu nga na ndzinganiso.

- a** Make a pattern in it that has 2 lines of symmetry.
 Endla patironi eka yona leyi nga na mindzhati ya ndzinganiso yi2.



- b** Make a pattern in it that has 4 lines of symmetry.
 Endla patironi eka yona leyi nga na mindzhati ya ndzinganiso ya 4.



HOMEWORK NTIRHOKAYA

1 Draw a shape with:

Dirowa xivumbeko lexi nga na:

a One line of symmetry.

Ndzhati wur'we wa ndzinganiso.

b Two lines of symmetry.

Mindzhati yimbirhi ya ndzinganiso.

c Four lines of symmetry.

Mindzhati ya mune ya ndzinganiso.

2 Draw the lines of symmetry in your shapes.

Dirowa mindzhati ya ndzinganiso eka swivumbeko swa wena.

Term 3 Lesson 39

Theme ya 3 Dyondzontsongo ya 39

Assessment

Makambelelo

Term 3 Lesson 40



Theme ya 3 Dyondzontsongo ya 40

Consolidation

Nkatsakanyo

1 Draw a line of symmetry through each of the following pictures:

Dirowa ndzhati wa ndzinganiso eka swifaniso leswi landzelaka:





2 Colour each side of the picture a different colour.

Khalara tlhelo rin'wana na rin'wana ra xifaniso hi muhlovo wo hambana.

3 Complete these pictures by:

Hetisa swifaniso leswi hi ku:

- a Drawing the exact other half.
Dirowa hafu leyin'wana hi ku hetiseka.
- b Drawing in the line of symmetry.
Dirowa ndzhati wa ndzinganiso.



4 Draw a circle, a triangle and a rectangle. Draw the line of symmetry in each shape.

Dirowa xirhendzevutana, yinhlantarhu na rhekuthengula. Dirowa ndzhati wa ndzinganiso eka xivumbeko xin'wana na xin'wana.

Term 3 Lesson 41

Theme ya 3 Dyondzontsongo ya 41

Symmetry (3)

Ndzinganiso/maava ya ndzingano (3)

CLASSWORK NTIRHO WA LE TLILASINI

- 1 Draw the following objects in the correct column of the table, using symmetry to make your choices: shoe, circle, banana, triangle, square, rectangle, knife, car.

Dirowa michumu leyi landzelaka eka kholomo leyi faneleke ya tafula, u tirhisa ndzinganiso ku tihlawulela: ntangu, xirhendzevutana, banana, yinhlanharhu, xikwere, rhekuthengula, mukwana, movha.

Symmetrical objects Michumu ya ndzinganiso	Non-symmetrical objects Michumu leyi nga ringanisiwangiki

Symmetrical objects Michumu ya ndzinganiso	Non-symmetrical objects Michumu leyi nga ringanisiwangiki

- 2 Draw the lines of symmetry on the objects in the column.
Dirowa mindzhati ya ndzinganiso eka michumu leyi nga eka kholomo.
- 3 Draw in the lines of symmetry in these letters.
Dirowa mindzhati ya ndzinganiso ya eka maletere lawa.

B
M
H

HOMEWORK NTIRHOKAYA

- 1 Write your name in capital letters.

Tsala vito ra wena hi maletere lamakulu.

- 2 Which letters in your name are symmetrical?

I maletere wahi ya vito ra wena lama nga na ndzinganiso?

- 3 Draw the letters which you think are symmetrical and draw in the lines of symmetry for these letters.

Dirowa maletere lawa ma nga na ndzinganiso ivi u dirowa mindzhati ya ndzinganiso ya maletere ya kona.

Term 3 Lesson 42

Theme ya 3 Dyondzontsongo ya 42


Geometric patterns (I)

Tipatironi ta xijometiri (I)

CLASSWORK NTIRHO WA LE TLILASINI

1 Draw the next set of shapes in the patterns given below:

Dirowa sete leyi landzelaka ya swivumbeko eka tipatironi leti nga laha hansi:



2 Extend these patterns.

Ndlandlamuxa tipatironi leti.



- 3 Draw your own pattern of squares that grows in a regular way.
Dirowa patironi ya wena ya swikwere leyi tshamelaka ku ndlandlamukaka.

HOMEWORK NTIRHOKAYA

Draw your own pattern using shapes.
Dirowa patironi ya wena hi swivumbeko.

Term 3 Lesson 4.3



Theme ya 3 Dyondzontsongo ya 4.3

Geometric patterns (I)

Tipatironi ta xijometiri (I)


Patterns in nature.

Tipatironi ta ntumbuluko.



Patterns around us.



Tipatironi leti nga eka mbangu wa hina.



CLASSWORK NTIRHO WA LE TLILASINI

1 Match the animal to the animal skin pattern.

Yelanisa xiharhi na patironi ya dzovo ra xiharhi.




2 Describe the following patterns. Use the key words to help you.

Hlamusela tipatironi leti landzelaka. Tirhisa maritonkulu lawa leswaku ma ku pfuna.


a Circle, size, equal.

Xirhendzevutana, sayizi, ringana.



b Lines, straight, cross.

Mindzhati, ololoka, xihambano.



HOMEWORK NTIRHOKAYA

Design your own geometric pattern using squares and triangles.

Tiendlele patironi ya xijometiri u tirhisa swikwere na tinhlanharhu.

Term 3 Lesson 44

Theme ya 3 Dyondzontsongo ya 44

Assessment

Makambelelo

Term 3 Lesson 4.5

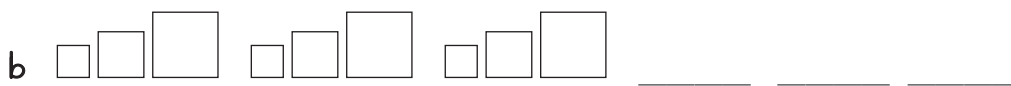
Theme ya 3 Dyondzontsongo ya 4.5

Consolidation

Nkatsakanyo

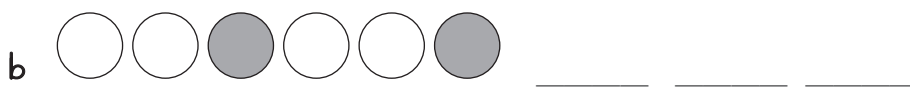
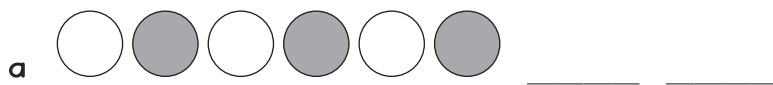
1 Draw the next set of shapes in the given patterns.

Dirowa sete leyi landzelaka ya swivumbeko eka tipatironi leti nga laha hansi:



2 Draw the next set of shapes in the given pattern.

Dirowa sete leyi landzelaka ya swivumbeko eka tipatironi leti nga laha hansi:



Term 3 Lesson 4b

Theme ya 3 Dyondzontsongo ya 4b

Telling the time

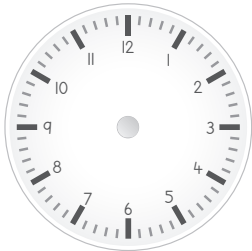
Ku vula nkarhi

CLASSWORK NTIRHO WA LE TLILASINI

Show the following times on the clock faces.

Kombisa mikarhi leyi landzelaka ewachini leyi ku languteke.

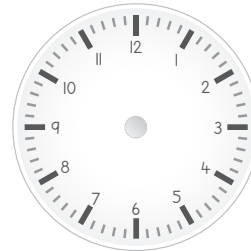
- a** 11 o'clock.
Awara ya 11.



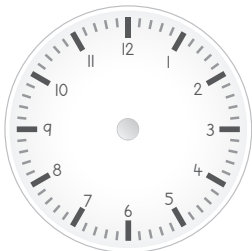
- b** 9 o'clock.
Awara ya 9.




- c** 2 o'clock.
Awara ya 2.




- d** 3 o'clock.
Awara ya 3.



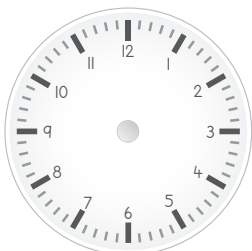
- e** Half past 9.
Hafu ku bile awara ya 9.




- f** Half past 11.
Hafu ku bile awara ya 11.




- g** Half past 4.
Hafu ku bile awara ya 4.




- h** Quarter past 10.
Kotara ku bile awara ya 10.




- i** Quarter to 3.
Kotara ku nga si ba awara ya 3.



- j Quarter past 2.
Kotara ku bile awara ya 2.



- k Quarter to 7.
Kotara ku nga si ba awara ya 7.



HOMEWORK NTIRHOKAYA

- Which comes first, quarter to 10 or 10 o'clock?
Xana ku rhangang yini, i kotara ku nga si ba awara ya 10 kumbe i awara ya 10?

- Which comes first, quarter to 11 or quarter past 11?
Xana ku rhangang yini, i kotara ku nga si ba awara ya 11 kumbe i awara ya 11?

- Draw a picture of something you do at 7 o'clock in the morning.
Dirowa xifaniso xa leswi u swi endlaka nimixoxo hi awara ya 7.

Term 3 Lesson 47

Theme ya 3 Dyondzontsongo ya 47

Calendars

Tikhalendara

December						
Su	Mo	Tu	We	Th	Fr	Sa
1	2	3	4	5	6	7
8	9	10	11	12	13	14
15	16	17	18	19	20	21
22	23	24	25	26	27	28
29	30	31				

CLASSWORK NTIRHO WA LE TLILASINI

September						
Su	Mo	Tu	We	Th	Fr	Sa
1	2	3	4	5	6	7
8	9	10	11	12	13	14
15	16	17	18	19	20	21
22	23	24	25	26	27	28
29	30					

Refer to the calendar month of September above.

Languta eka n'hwetl ya Ndzhati eka khalendara leyi nga laha henhla.

- Put a triangle on 26 September to indicate the Mathematics quiz.
Vekela yinhlanharhu eka 26 Ndzhati ku kombisa ntlango wa matematiki.
- Put a square on 12 September to indicate the school play.
Vekela xikwere eka 12 Ndzhati ku kombisa siku ro tlanga exikolweni.
- Put a red circle around 24 September to indicate a public holiday, and discuss this public holiday (Heritage Day) with your peers.
Bana xirhendzevutana xo tshwuka eka 24 Ndzhati ku kombisa holideyi ya mani na mani, kutani mi bula hi holideyi leyi (Siku ra Ndzhaka) na vadyondzikuloni.
- Put a rectangle on 15 September to indicate the sports day.
Vekela rhokuthengula eka 15 Ndzhati ku komba siku ra mitlango.
- Put a circle around all the Sundays.
Vekela xirhendzevutana eka tiSonto hinkwato.
- How many days are there in September?
Xana Ndzhati yi na masiku mangani? _____

- g** How many days from Heritage Day to the Mathematics quiz day?
Xana i masiku mangani kusukela eka Siku ra Ndzhaka kufika eka siku ra ntlango wa Matematiki?
- _____

- h** How many days between the school play and the sports day?
Xana i masiku mangani exikarhi ka siku ra xikolo ra ku tlanga na siku ra mitlango?
- _____

HOMEWORK NTIRHOKAYA

- 1** Which is the first month of the year?
Hi yihi n'hweti yo sungula elembeni? _____
- 2** Which two months come between April and July?
Hi tihi tin'hweti timbirhi leti nga exikarhi ka Dzivamisoko na Mawuwana?
- _____
- 3** Which is the last month of the year?
Hi yihi n'hweti yo hetelela elembeni? _____

Term 3 Lesson 48

Theme ya 3 Dyondzontsongo ya 48

Time passed

Nkarhi lowu hundzeke

CLASSWORK NTIRHO WA LE TLILASINI

- 1 How many hours are there between 8 o'clock and 10 o'clock?

Xana ku na tiawara tingani exikarhi ka awara ya 8 na awara ya 10.

- 2 How many hours are there between 10 o'clock and 12 o'clock?

Xana ku na tiawara tingani exikarhi ka awara ya 10 na awara ya 12.

- 3 It is the 1st of September. School breaks up on the 13th of September. How many days until break up day?

I siku ro sungula ra Ndzhati. Xikolo xi ta pfala hi siku ra vul3 ra Ndzhati. Ku sale masiku mangani leswaku xikolo xi pfala?

- 4 It is the 26th of December. How many days are there until the 1st of January?

I siku ra vu26 ra N'wendzambahala. Xana ku sale masiku mangani leswaku ku fika siku ro sungula ra Sunguti?

HOMEWORK NTIRHOKAYA

- 1 How many hours are there between 4 o'clock and 8 o'clock?

Xana ku na tiawara tingani exikarhi ka awara ya 4 na awara ya 8.

- 2 How many hours are there between 8 o'clock and 11 o'clock?

Xana ku na tiawara tingani exikarhi ka awara ya 8 na awara ya 11.

- 3 It is the 1st of June. Your birthday is on the 12th of June. How many days are there until your birthday?

I siku ro sungula ra Khotavuxika. Siku ra wena ra ku velekiwa i ra vul2 ra Khotavuxika. Xana ku sale masiku mangani ku fika eka siku ra wena ra ku velekiwa?

Term 3 Lesson 49

Theme ya 3 Dyondzontsongo ya 49

Assessment

Makambelelo


Term 3 Lesson 50

Theme ya 3 Dyondzontsongo ya 50

Consolidation

Nkatsakanyo

- 1 What is the time on these clocks?
Xana i nkarhi muni eka tiwachi leti?



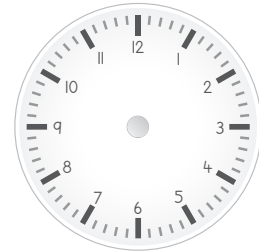
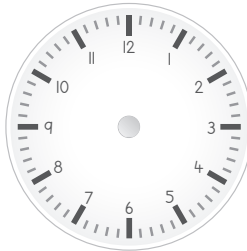

- 2 Draw clocks showing the following times:

Dirowa tiwachi to komba mikarhi leyi landzelaka:

- a Six o'clock.
Awara ya tsevu.

- b Half past one.
Hafu ku bile awara
ya n'we.

- c Quarter to twelve.
Kotara ku nga
si ba awara ya
khumembirhi.



3 Which month has fewer days- November or December?

Hi yihl n'hweti leyi nga na misiku matsongo - Hukuri kumbe N'wendzambahala?

4 What was the date 3 days ago?

Xana masiku ma3 lama hundzeke a ku ri tingani?

1 Multiplication cards (lesson 9 and other)
Makhadi ya ku andzisa (dyondzontsongo ya 9 na tin'wana)

1×1	2×1	3×1
1×2	2×2	3×2
1×3	2×3	3×3
1×4	2×4	3×4
1×5	2×5	3×5
1×6	2×6	3×6
1×7	2×7	3×7
1×8	2×8	3×8
1×9	2×9	3×9

2 Multiplication cards (lesson 9 and other)

Makhadi ya ku andzisa (dyondzontsongo ya 9 na tin'wana)

4×1	5×1
4×2	5×2
4×3	5×3
4×4	5×4
4×5	5×5
4×6	5×6
4×7	5×7
4×8	5×8
4×9	5×9

- 3 Array diagram (lesson 21 and other)
Dayagiramu ya mixaxamelo (dyondzontsongo ya 21
na tin'wana)

	1	2	3	4	5
1	●	●	●	●	●
2	●	●	●	●	●
3	●	●	●	●	●
4	●	●	●	●	●
5	●	●	●	●	●
6	●	●	●	●	●
7	●	●	●	●	●
8	●	●	●	●	●
9	●	●	●	●	●
10	●	●	●	●	●

4 Multiplication table (lesson 23 and 24)

Tafula ra ku andzisa (dyondzontsongo ya 23 na 24)

	1	2	3	4	5
1	1	2	3	4	5
2	2	4	6	8	10
3	3	6	9	12	15
4	4	8	12	16	20
5	5	10	15	20	25
6	6	12	18	24	30
7	7	14	21	28	35
8	8	16	24	32	40
9	9	18	27	36	45
10	10	20	30	40	50

5 Shape cut outs (lesson 32 and other)
Swivumbeko swo tsemiwa (dyondzontsongo ya 32
na tin'wana)

